


EXAM RULES & REGULATIONS



- > All exams will be held via the student panel.
No extra links or emails will be sent.
- > Please DO NOT CLICK START EXAM BUTTON if you are not ready.



You can find information about the **reminders, recommendations** and **prohibitions** below. Remember that there will be supervisors following your screen during the exam. Violations will be noted and evaluated after the exam.



Preparing for the exam

Below is a reminder of how you should prepare for the exam.



Pencil



Paper



Water



Power Adapter



Camera Adjustment



Lighting Adjustment

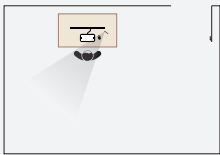
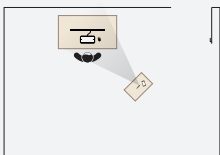


Requirements and Recommendations

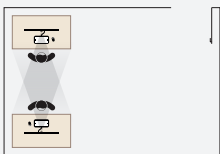
See the recommendations you should consider during the exam.



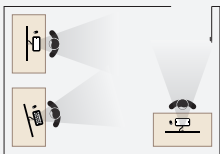
We recommend that you take the exam using a PC or a laptop.



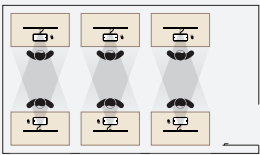
Layout advice if you are using another device for the camera



Two or more students using the same room



Camera and your position options



Camera placement requirements in a classroom



Keep your camera on




Prohibitions Not Allowed

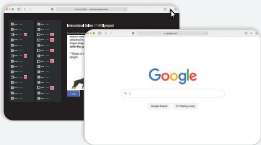
See the items and behaviors that are prohibited during the exam.




Taking photo or copying the questions is prohibited.



All types of calculators and dictionaries are NOT allowed to use.



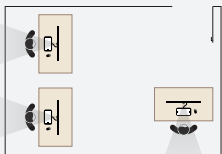
When you open a new window other than the exam screen, you will get a warning and noted by the system.



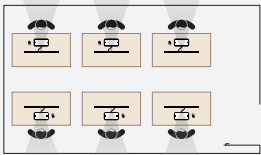
Headphones are NOT allowed to use.



Covering the face is NOT allowed.



Your back should not be facing or very close to the wall.



Classroom environment must be visible



Camera must NOT be closed.



Do not forget to read **the exam conditions** before the exam starts, when you enter the portal at the exam time.

GOOD LUCK